








Sungrow Battery cross-reference chart

Disclaimer

The material in this document has been prepared by Sungrow Australia Group Pty. Ltd. ABN 76 168 258 679 and is intended as a guideline to assist solar installers for troubleshooting. It is not a statement or advice on any of the Electrical or Solar Industry standards or guidelines. Please observe all OH&S regulations when working on Sungrow equipment.

Please use the below chart to help with battery design:

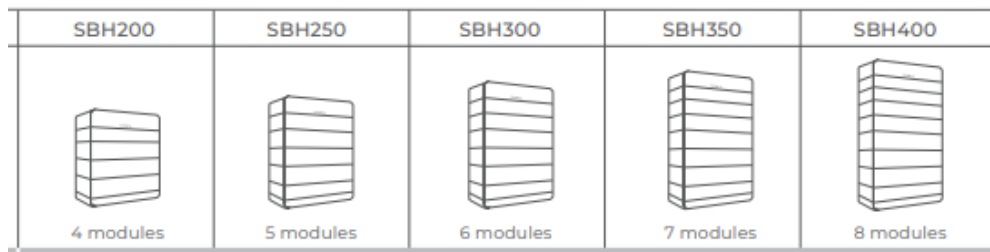
SBR Range:

SBR064 ³	SBR096	SBR128	SBR160	SBR192	SBR224	SBR256
						
2 modules	3 modules	4 modules	5 modules	6 modules	7 modules	8 modules

SH5.0RS	YES*	YES	YES	YES	YES	NO	NO
SH6.0RS	YES*	YES	YES	YES	YES	NO	NO
SH8.0RS	YES*	YES*	YES*	YES	YES	NO	NO
SH10RS	YES*	YES*	YES*	YES*	YES	NO	NO
SH5.0RT	NO	YES	YES	YES	YES	YES	YES
SH10RT	NO	YES*	YES*	YES*	YES	YES	YES

SH15T	NO	YES*	YES*	YES*	YES*	YES*	YES
SH20T	NO	YES*	YES*	YES*	YES*	YES*	YES*
SH25T	NO	YES*	YES*	YES*	YES*	YES*	YES*

SBH Range:



SH5.0RS	YES	YES	NO	NO	NO
SH6.0RS	YES	YES	NO	NO	NO
SH8.0RS	YES	YES	NO	NO	NO
SH10RS	YES	YES	NO	NO	NO
SH5.0RT	YES	YES	YES	YES	NO
SH10RT	YES*	YES	YES	YES	NO

SH15T	YES*	YES	YES	YES	YES
SH20T	YES*	YES*	YES	YES	YES
SH25T	YES*	YES*	YES*	YES*	YES

***Not recommended. May not deliver full backup load power in off-grid mode.**

Parallel feature:

Two equal stacks can be connected in parallel by using a ‘Y’ connector.

Three or Four equal stacks can be connected in parallel by using a combiner box.

Please refer to Sungrow Tech support for full details.

Adding stacks increases the capacity only, and the voltage and current remain the same.

DC cable sizing:

SBR range; Minimum 6mm

SBH range: Minimum 10mm

If the issue still persists, please take photos testing on site and contact Sungrow Service Department on 1800 786 476 or email to service@sungrowpower.com.au.